



# PARENT/CARER PHONICS INFORMATION SESSION

St Catherine's Catholic  
Primary School  
October 2020


























# What is phonics?











- Children are taught to read by breaking down words into separate sounds or 'phonemes'. They are then taught how to blend these sounds together to read the whole word.
- Our children at St Catherine's have a 20mins phonics lesson each day in Reception, Year 1 and Year 2 and they are encouraged to use these strategies to read and write in other lessons.
- There are around 40 different sounds.



# Phase 2 Sound Mat

s 	a 	t 	p 	i 	n 	m 	d 
g 	o 	c 	k 	ck 	e 	u 	r 
h 	b 	f 	ff 	l 	ll 	ss 	

# Phase 3 Sound Mat





# Phase 5 Sound Mat

ay



ou



ie



ea



oy



ir



ue



ue



aw



wh



ph



ew



ew



oe



au



ey



a-e



e-e



i-e



o-e



u-e



u-e



# Why are the children being screened?

- Every Year 1 child in the country will be taking the phonics screening check in the same week in June across the whole Country.
- The aim of the check is to ensure that all children are able to read by the end of Year 2.
- Regular checks will ensure that we have a clear understanding of what the children need to learn in Year 2.



# What will the children be expected to do?

- The check is very similar to tasks the children already complete during phonics lessons.

- Children will be asked to 'sound out' a word and blend the sounds together. eg d-o-g - dog



- The focus of the check is to see which sounds the children know and therefore the children will be asked to read made up 'nonsense' words.



**THIS IS NOT A READING TEST**



# Examples of words:

Real words

in

at

beg

sum


Non words

ot

vap

osk

ect





# When will the screening take place?

- The screening will take place throughout the week beginning **Monday 7<sup>th</sup> June 2021**. The children cannot retake the test at any other time so it is very important your child is in school during this week.



- The check has been designed so that children of all abilities will be able to take part.

# Who will complete the check?

- The children will complete the check one at a time in a quiet area of the school.
- The Class Teacher or a member of SLT will conduct all of the screening checks with the children.



- The screening will only take 5-10 mins with each child.



Shhhhh!

# How can you help?

• Encourage your child to 'sound out' when reading or writing. Focusing particularly on spotting more unusual sound patterns.

Eg

Digraph- 2 letters making one sound

**cow**

Trigraphs- 3 letters making one sound

**night**

Split digraphs- 2 vowels with a consonant in between. Use to be known as the magic e!

**spine** - **i\_e**



# How can you help?

- Encourage your child to use their sound mat when writing and use their actions to find the sound they need
- Play lots of sound/listening games with your child
- Encourage and praise your child
- If your child is struggling to decode a word, help them by encouraging them to say each sound in the word from left to right
  - Blend the sounds by pointing to each one, e.g. /c/ in cat, /p/ in pat, /ng/ in sing, /ee/ in been. Next move your finger under the whole word as you say it.



# How can you help?

- Children can practise their phonics by playing games online. The children particularly like 'Buried Treasure'



<http://www.phonicsplay.co.uk/>



# How can you help?

• **REMEMBER:** Phonics is not the only thing needed to become a fluent reader.

• Please continue to read with your child each night and encourage them to:

• Discuss the meaning of words

• Re-read to check it makes sense.

• Use pictures for clues.

• Ask questions about the book.

• And most importantly **ENJOY READING!**



# Read write inc Sound Pronunciation Guide

<https://www.youtube.com/watch?v=VQgizwwwqNk>



This video clip  
may help you  
with how to say  
the sounds

# Questions?



If we can  
be of any  
help please  
contact us