




EYFS - Summer 2

TOPIC: Beside the Seaside

<p>Quality Texts:</p> <ul style="list-style-type: none"> 'The Lighthouse Keeper's Lunch' 'Commotion in the Ocean' 'Mr Grumpy's Outing' 'Alfie's Stories: Bonting' 	<p>Vocabulary:</p> <p>lighthouse, lunch, healthy ocean, sea, sea creature, fish, whale, shark boat, float, sink, waterproof, design, make, test Littlehampton, seaside, beach, sand, waves, bucket, spade</p>	
<p>Communication and Language:</p> <ul style="list-style-type: none"> We will re-tell our stories with a focus on story telling language. We will be listening to, and talking about, a range of poems about the sea. 	<p>Personal, Social and Emotional Development:</p> <ul style="list-style-type: none"> We will be learning that we were created to live in a community and how we can help to look after our world together. We will be working on feeling prepared for Year One. 	<p>Physical Development:</p> <ul style="list-style-type: none"> We are continuing to work on our fine motor skills with a real focus on perfecting our handwriting. In PE we are working on a range of skills to prepare us for Sports Day. This will involve throwing and aiming, running and teamwork.
<p>Literacy:</p> <ul style="list-style-type: none"> We will write a shopping list to make a healthy lunch for Mr Grinling. We will describe the sea using a range of adjectives. We will design and label a boat. We will write a story about our own special pebble/shell. 	<p>Maths:</p> <p>In Maths we are:</p> <ul style="list-style-type: none"> exploring pattern, including repeating patterns. We are also looking at exploring position and mapping. using what we have learnt about number and shape to problem solve and to show our skills to identify patterns and relationships 	
<p>Understanding of the World:</p> <ul style="list-style-type: none"> We will be making a boat and testing it out to see if it floats or sinks. We will be finding out about animals that live in the sea. We will be finding out about the seaside in the past and comparing it with the seaside today. 		<p>Expressive Arts and Design:</p> <ul style="list-style-type: none"> We will paint the sea using watercolour paints. We will be using pastels to draw sea creatures. We will be using percussion instruments to represent the sea. 
<p>RE:</p> <p>Our RE for this half term is called 'Dialogue and Encounter':</p> <ul style="list-style-type: none"> We will be learning about the friends of Jesus; Saint Peter and Saint Paul. We will learn how we, and people all around the world, can be friends of Jesus. We will then learn about the religions of Judaism and Hinduism through exploring their art, food and music. 		
<p>Rationale:</p> <p>Our final topic in Reception is exploring the seaside and enjoying the fact that we live so close to the sea. We will finish our topic with a super trip to the beach!</p>		

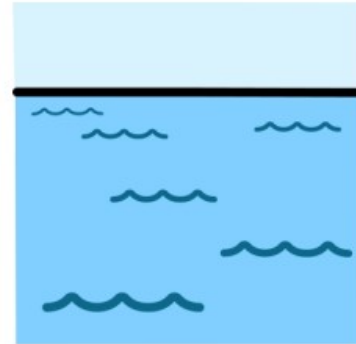
Topic Vocabulary - Beside the Seaside



Lighthouse




healthy



Ocean



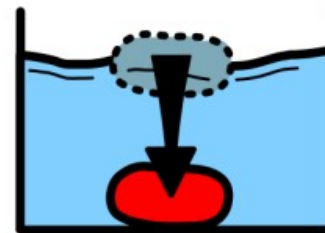
Sea
creatures




boat



float



sink



Beach

Please look at these words with your child - we will be using these words throughout the half term